

Michaels®

Embroidery Design  
Sewing Information

# Production Worksheet

Wilcom TrueSizer

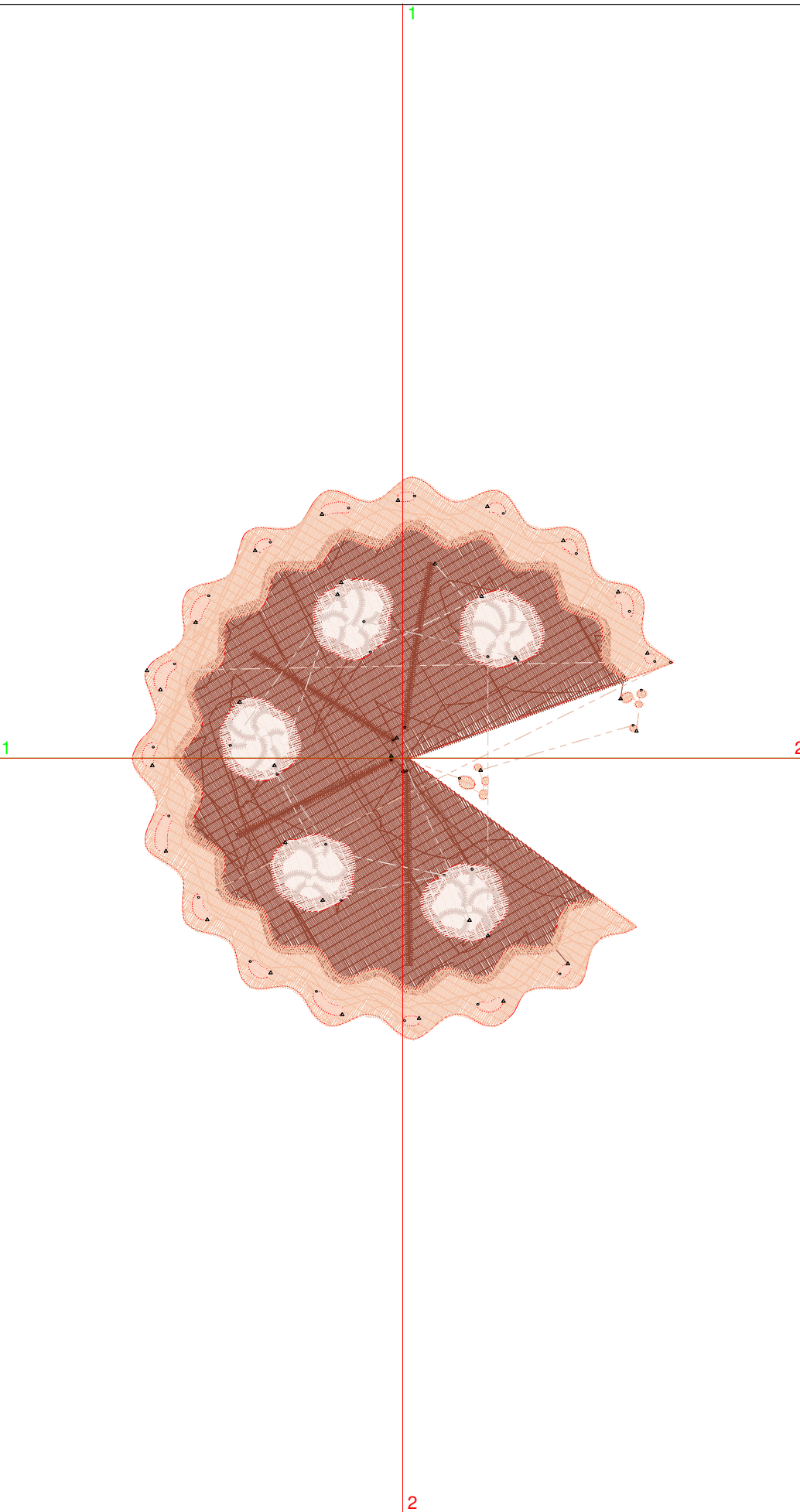


Stitches: 16,584  
 Height: 3.80 in  
 Width: 3.64 in  
 Colors: 5  
 Colorway: Colorway 1  
 Zoom: 1:1

Design: **Thanksgiving Pumpkin Pie**

Title: **Thanksgiving Pumpkin Pie**

Machine format: Tajima  
 Color changes: 6  
 Stops: 7  
 Trims: 36  
 Auto fabric: Pure Cotton  
 Required stabilizer: Topping:  
 Backing: Tear Away x 2  
 Appliqués: 0  
 Left: 46.3 mm  
 Right: 46.3 mm  
 Up: 48.2 mm  
 Down: 48.2 mm  
 EndX: 0.00 in  
 EndY: 0.00 in  
 Area: 13.84 in<sup>2</sup>  
 Max stitch: 6.8 mm  
 Min stitch: 0.3 mm  
 Max jump: 6.9 mm  
 Total thread: 306.36ft  
 Total bobbin: 115.70ft



Stop Sequence:

#	#	Color	St.	Code	Name	Chart
1.	1		139	6	Brick Red	Wilcom
2.	3		7,306	43	Brown	Wilcom
3.	1		4,673	6	Brick Red	Wilcom
4.	7		757	53	Faded Pink	Wilcom
5.	3		859	43	Brown	Wilcom
6.	6		1,669	50	Sand	Wilcom
7.	2		1,179	42	Pale Yellow	Wilcom

# Color Film


Wilcom TrueSizer




Stitches: 16,584  
Height: 3.80 in  
Width: 3.64 in  
Colors: 5  
Colorway: Colorway 1  
Zoom: 0.49

Design: **Thanksgiving Pumpkin Pie**


Title: **Thanksgiving Pumpkin Pie**




Stop #: 1  
Code: 6  
Name: Brick Red  
Chart: Wilcom  
Stitches: 139  
Thread used: 1.71ft




Stop #: 2  
Code: 43  
Name: Brown  
Chart: Wilcom  
Stitches: 7,306  
Thread used: 151.12ft




Stop #: 3  
Code: 6  
Name: Brick Red  
Chart: Wilcom  
Stitches: 4,673  
Thread used: 85.79ft




Stop #: 4  
Code: 53  
Name: Faded Pink  
Chart: Wilcom  
Stitches: 757  
Thread used: 10.26ft



Stop #: 5  
Code: 43  
Name: Brown  
Chart: Wilcom  
Stitches: 859  
Thread used: 10.66ft



Stop #: 6  
Code: 50  
Name: Sand  
Chart: Wilcom  
Stitches: 1,669  
Thread used: 31.44ft



Stop #: 7  
Code: 42  
Name: Pale Yellow  
Chart: Wilcom  
Stitches: 1,179  
Thread used: 13.08ft