

Michaels[®]

**Embroidery Design
Sewing Information**

Production Worksheet

Wilcom TrueSizer




Design: **Rudder and Hook**

Title: **Rudder and Hook**

Stitches: 6,066
 Height: 3.80 in
 Width: 3.80 in
 Colors: 6
 Colorway: Colorway 1
 Zoom: 1:1

Machine format: Tajima
 Color changes: 6
 Stops: 7
 Trims: 9
 Auto fabric: Pure Cotton
 Required stabilizer: Topping:
 Backing: Tear Away x 2
 Appliqués: 0
 Left: 48.3 mm
 Right: 48.3 mm
 Up: 48.3 mm
 Down: 48.3 mm
 EndX: 0.00 in
 EndY: 0.00 in
 Area: 14.44 in²
 Max stitch: 8.7 mm
 Min stitch: 0.3 mm
 Max jump: 6.9 mm
 Total thread: 152.16ft
 Total bobbin: 65.22ft



Stop Sequence:

#	#	Color	St.	Code	Name	Chart
1.	6	■	1,439	6	Brick Red	Wilcom
2.	44	■	1,892	44	Red Brown	Wilcom
3.	6	■	1,726	6	Brick Red	Wilcom
4.	35	■	347	35	Murky Green	Wilcom
5.	36	■	74	36	Olive Drab	Wilcom
6.	14	■	425	14	Grey	Wilcom
7.	15	□	161	15	White	Wilcom

Color Film


Wilcom TrueSizer




Design: **Rudder and Hook**

Title: **Rudder and Hook**


Stitches: 6,066
Height: 3.80 in
Width: 3.80 in
Colors: 6
Colorway: Colorway 1
Zoom: 0.49




Stop #: 1
Code: 6
Name: Brick Red
Chart: Wilcom
Stitches: 1,439
Thread used: 41.07ft




Stop #: 2
Code: 44
Name: Red Brown
Chart: Wilcom
Stitches: 1,892
Thread used: 46.67ft



Stop #: 3
Code: 6
Name: Brick Red
Chart: Wilcom
Stitches: 1,726
Thread used: 43.67ft




Stop #: 4
Code: 35
Name: Murky Green
Chart: Wilcom
Stitches: 347
Thread used: 6.53ft



Stop #: 5
Code: 36
Name: Olive Drab
Chart: Wilcom
Stitches: 74
Thread used: 1.03ft



Stop #: 6
Code: 14
Name: Grey
Chart: Wilcom
Stitches: 425
Thread used: 9.06ft



Stop #: 7
Code: 15
Name: White
Chart: Wilcom
Stitches: 161
Thread used: 1.84ft