

Michaels®

Embroidery Design
Sewing Information

Production Worksheet

Wilcom TrueSizer

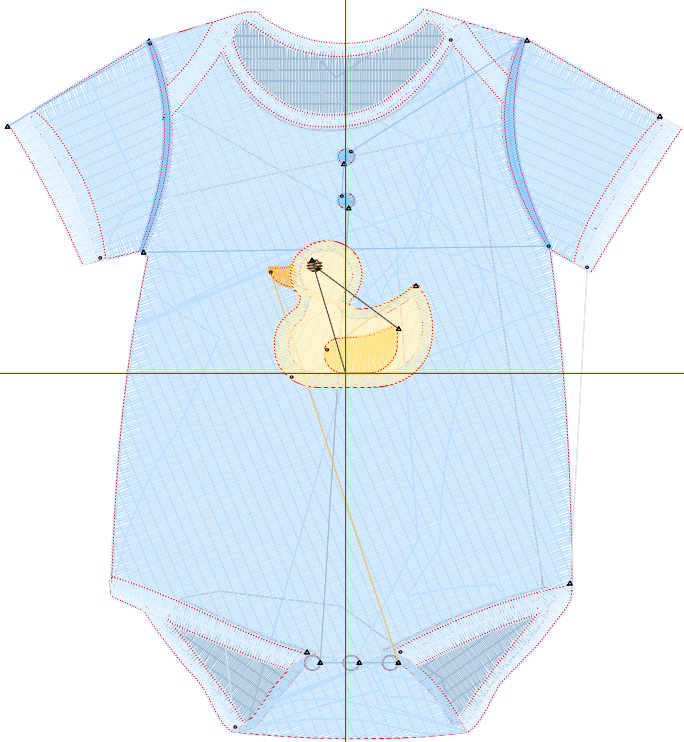


Stitches: 14,001
 Height: 3.81 in
 Width: 3.52 in
 Colors: 8
 Colorway: Colorway 1
 Zoom: 1:1

Design: **Baby Boy Body with Duck**

Title: **Baby Boy Body with Duck**

Machine format: Tajima
 Color changes: 8
 Stops: 9
 Trims: 18
 Auto fabric: Pure Cotton
 Required stabilizer: Topping:
 Backing: Tear Away
 x 2
 Appliqués: 0
 Left: 44.7 mm
 Right: 44.7 mm
 Up: 48.4 mm
 Down: 48.4 mm
 EndX: 0.00 in
 EndY: 0.00 in
 Area: 13.41 in²
 Max stitch: 11.7 mm
 Min stitch: 0.4 mm
 Max jump: 7.0 mm
 Total thread: 285.35ft
 Total bobbin: 112.90ft



Stop Sequence:

#	#	Color	St.	Code	Name	Chart
1.	2		1,596	2	Wilcom	
2.	4		9,018	5	Wilcom	
3.	1		1,897	1	Wilcom	
4.	3		479	4	Wilcom	
5.	2		102	2	Wilcom	
6.	8		49	9	Wilcom	
7.	7		640	8	Wilcom	
8.	5		192	6	Wilcom	
9.	6		26	7	Wilcom	

Color Film

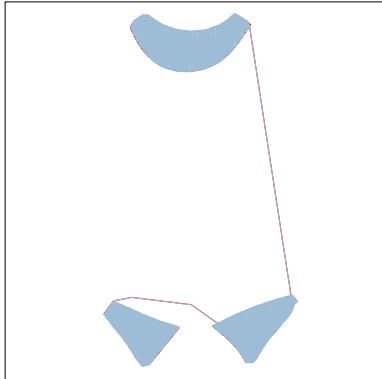
Wilcom TrueSizer



Design: **Baby Boy Body with Duck**

Title: **Baby Boy Body with Duck**


Stitches: 14,001
Height: 3.81 in
Width: 3.52 in
Colors: 8
Colorway: Colorway 1
Zoom: 0.49




Stop #: 1
Code: 2
Name:
Chart: Wilcom
Stitches: 1,596
Thread used: 29.34ft




Stop #: 2
Code: 5
Name:
Chart: Wilcom
Stitches: 9,018
Thread used: 194.67ft




Stop #: 3
Code: 1
Name:
Chart: Wilcom
Stitches: 1,897
Thread used: 35.15ft




Stop #: 4
Code: 4
Name:
Chart: Wilcom
Stitches: 479
Thread used: 5.90ft




Stop #: 5
Code: 2
Name:
Chart: Wilcom
Stitches: 102
Thread used: 0.93ft




Stop #: 6
Code: 9
Name:
Chart: Wilcom
Stitches: 49
Thread used: 0.70ft



Stop #: 7
Code: 8
Name:
Chart: Wilcom
Stitches: 640
Thread used: 12.14ft



Stop #: 8
Code: 6
Name:
Chart: Wilcom
Stitches: 192
Thread used: 3.22ft



Stop #: 9
Code: 7
Name:
Chart: Wilcom
Stitches: 26
Thread used: 0.32ft