

Michaels®

Embroidery Design  
Sewing Information

# Production Worksheet


Wilcom TrueSizer



Design: **Fairy with Yellow Dress**

Title: **Fairy with Yellow Dress logo**

Stitches: 8,621  
Height: 3.80 in  
Width: 3.36 in  
Colors: 7  
Colorway: Colorway 1  
Zoom: 1:1



Machine format: Tajima  
Color changes: 7  
Stops: 8  
Trims: 14  
Auto fabric: Pure Cotton  
Required stabilizer: Topping:  
Backing: Tear Away  
x 2  
Appliqués: 0  
Left: 42.6 mm  
Right: 42.6 mm  
Up: 48.3 mm  
Down: 48.3 mm  
EndX: 0.00 in  
EndY: 0.00 in  
Area: 12.77 in<sup>2</sup>  
Max stitch: 6.8 mm  
Min stitch: 0.3 mm  
Max jump: 6.8 mm  
Total thread: 155.80ft  
Total bobbin: 57.25ft

Stop Sequence:

#	#	Color	St.	Code	Name	Chart
1.	3		3,656	4		Wilcom
2.	2		886	2		Wilcom
3.	6		1,618	10		Wilcom
4.	5		485	6		Wilcom
5.	1		63	1		Wilcom
6.	7		156	14	Grey	Wilcom
7.	1		1,382	1		Wilcom
8.	4		373	5		Wilcom

# Color Film


Wilcom TrueSizer



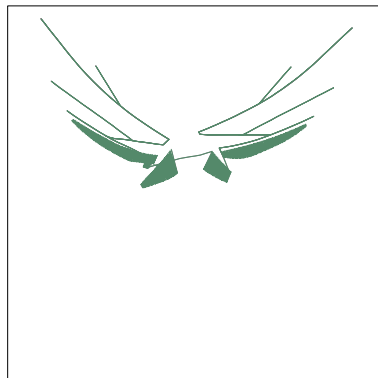
Design: **Fairy with Yellow Dress**

Title: **Fairy with Yellow Dress logo**

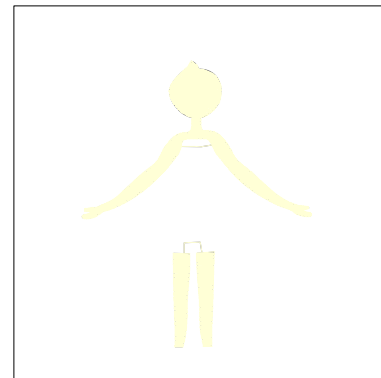
Stitches: 8,621  
Height: 3.80 in  
Width: 3.36 in  
Colors: 7  
Colorway: Colorway 1  
Zoom: 0.49




Stop #: 1  
Code: 4  
Name:  
Chart: Wilcom  
Stitches: 3,656  
Thread used: 65.88ft




Stop #: 2  
Code: 2  
Name:  
Chart: Wilcom  
Stitches: 886  
Thread used: 14.34ft




Stop #: 3  
Code: 10  
Name:  
Chart: Wilcom  
Stitches: 1,618  
Thread used: 29.56ft




Stop #: 4  
Code: 6  
Name:  
Chart: Wilcom  
Stitches: 485  
Thread used: 8.64ft




Stop #: 5  
Code: 1  
Name:  
Chart: Wilcom  
Stitches: 63  
Thread used: 0.83ft



Stop #: 6  
Code: 14  
Name: Grey  
Chart: Wilcom  
Stitches: 156  
Thread used: 2.15ft



Stop #: 7  
Code: 1  
Name:  
Chart: Wilcom  
Stitches: 1,382  
Thread used: 25.67ft



Stop #: 8  
Code: 5  
Name:  
Chart: Wilcom  
Stitches: 373  
Thread used: 6.11ft