

*Michaels*<sup>®</sup>

**Embroidery Design  
Sewing Information**

# Production Worksheet

Wilcom TrueSizer




Stitches: 15,536  
 Height: 3.80 in  
 Width: 3.80 in  
 Colors: 3  
 Colorway: Colorway 1  
 Zoom: 1:1

Design: **Steampunk Gear with Holes**

Title: **Steampunk Gear with Holes**

Machine format: Tajima  
 Color changes: 3  
 Stops: 4  
 Trims: 15  
 Auto fabric: Pure Cotton  
 Required stabilizer: Topping:  
 Backing: Tear Away x  
 2  
 Appliqués: 0  
 Left: 48.3 mm  
 Right: 48.3 mm  
 Up: 48.2 mm  
 Down: 48.2 mm  
 EndX: 0.00 in  
 EndY: 0.00 in  
 Area: 14.42 in<sup>2</sup>  
 Max stitch: 11.7 mm  
 Min stitch: 0.3 mm  
 Max jump: 6.8 mm  
 Total thread: 298.12ft  
 Total bobbin: 115.47ft



Stop Sequence:

#	#	Color	St.	Code	Name	Chart
1.	35	■	1,905	35	Wilcom	
2.	13	■	11,943	13	Black	Wilcom
3.	34	■	1,277	34	Wilcom	
4.	13	■	409	13	Black	Wilcom

**Color Film**





Wilcom TrueSizer



Stitches: 15,536  
Height: 3.80 in  
Width: 3.80 in  
Colors: 3  
Colorway: Colorway 1  
Zoom: 0.49

Design: **Steampunk Gear with Holes**

Title: **Steampunk Gear with Holes**



Stop #: 1  
Code: 35  
Name:  
Chart: Wilcom  
Stitches: 1,905  
Thread used: 46.55ft

Stop #: 2  
Code: 13  
Name: Black  
Chart: Wilcom  
Stitches: 11,943  
Thread used: 223.32ft

Stop #: 3  
Code: 34  
Name:  
Chart: Wilcom  
Stitches: 1,277  
Thread used: 19.20ft

Stop #: 4  
Code: 13  
Name: Black  
Chart: Wilcom  
Stitches: 409  
Thread used: 7.73ft