

*Michaels*<sup>®</sup>

**Embroidery Design  
Sewing Information**

# Production Worksheet

Wilcom TrueSizer



Design: **Leprechaun Shoe**

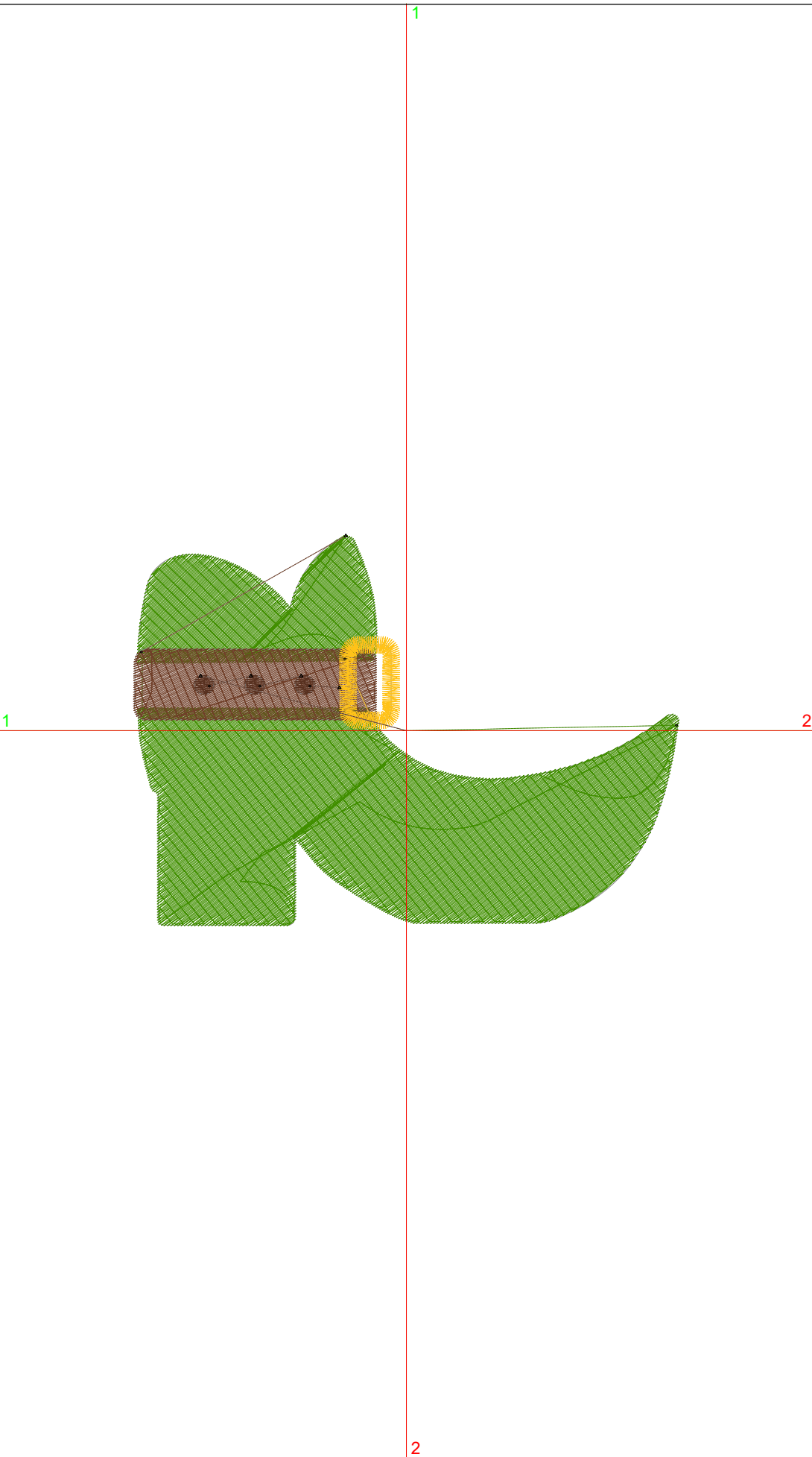
Title: **Leprechaun Shoe**

Stitches: 7,781  
 Height: 2.73 in  
 Width: 3.82 in  
 Colors: 4  
 Colorway: Colorway 1  
 Zoom: 1:1

Machine format: Tajima  
 Color changes: 3  
 Stops: 4  
 Trims: 6  
 Auto fabric: Pure Cotton  
 Required stabilizer: Topping:  
 Backing: Tear Away  
 x 2  
 Appliqués: 0  
 Left: 48.5 mm  
 Right: 48.5 mm  
 Up: 34.6 mm  
 Down: 34.6 mm  
 EndX: 0.00 in  
 EndY: 0.00 in  
 Area: 10.41 in<sup>2</sup>  
 Max stitch: 10.9 mm  
 Min stitch: 0.4 mm  
 Max jump: 6.9 mm  
 Total thread: 166.70ft  
 Total bobbin: 67.75ft

Stop Sequence:

#	#	Color	St.	Code	Name	Chart
1.	3	■	6,281	3	Wilcom	
2.	14	■	1,063	14	Wilcom	
3.	4	■	318	4	Wilcom	
4.	6	■	117	6	Wilcom	



# Color Film


Wilcom TrueSizer




Design: **Leprechaun Shoe**

Title: **Leprechaun Shoe**


Stitches: 7,781  
Height: 2.73 in  
Width: 3.82 in  
Colors: 4  
Colorway: Colorway 1  
Zoom: 0.49




Stop #: 1  
Code: 3  
Name:  
Chart: Wilcom  
Stitches: 6,281  
Thread used: 135.74ft



Stop #: 2  
Code: 14  
Name:  
Chart: Wilcom  
Stitches: 1,063  
Thread used: 21.94ft



Stop #: 3  
Code: 4  
Name:  
Chart: Wilcom  
Stitches: 318  
Thread used: 5.95ft



Stop #: 4  
Code: 6  
Name:  
Chart: Wilcom  
Stitches: 117  
Thread used: 1.75ft