

Michaels®

Embroidery Design
Sewing Information

Production Worksheet

Wilcom TrueSizer

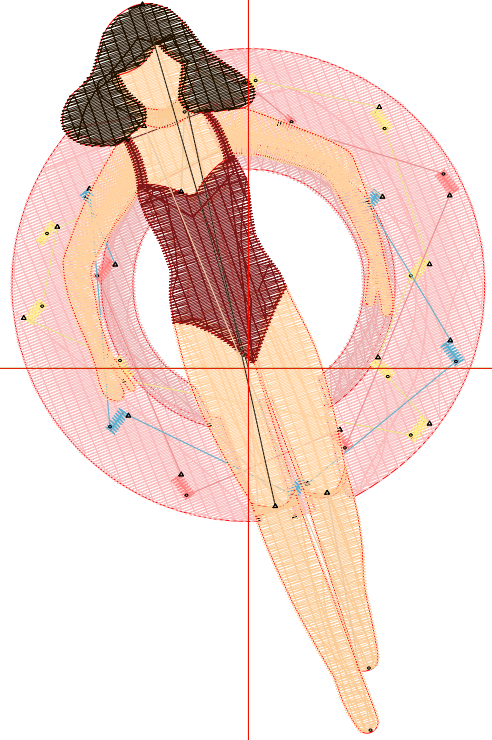


Design: **Woman on a Donut Float**

Title: **Woman on a Donut Float**

Stitches: 9,880
 Height: 3.80 in
 Width: 2.48 in
 Colors: 9
 Colorway: Colorway 1
 Zoom: 1:1

Machine format: Tajima
 Color changes: 8
 Stops: 9
 Trims: 26
 Auto fabric: Pure Cotton
 Required stabilizer: Topping:
 Backing: Tear Away
 x 2
 Appliqués: 0
 Left: 31.5 mm
 Right: 31.5 mm
 Up: 48.3 mm
 Down: 48.3 mm
 EndX: 0.00 in
 EndY: 0.00 in
 Area: 9.41 in²
 Max stitch: 10.6 mm
 Min stitch: 0.3 mm
 Max jump: 6.9 mm
 Total thread: 181.48ft
 Total bobbin: 67.38ft



Stop Sequence:

#	#	Color	St.	Code	Name	Chart
1.	12		3,553	12	Wilcom	
2.	10		1,073	10	Wilcom	
3.	41		252	41	Wilcom	
4.	55		152	55	Wilcom	
5.	2		145	2	Wilcom	
6.	34		2,296	34	Wilcom	
7.	6		823	6	Wilcom	
8.	33		985	33	Wilcom	
9.	13		599	13	Wilcom	

Color Film


Wilcom TrueSizer




Stitches: 9,880
Height: 3.80 in
Width: 2.48 in
Colors: 9
Colorway: Colorway 1
Zoom: 0.49

Design: **Woman on a Donut Float**


Title: **Woman on a Donut Float**




Stop #: 1
Code: 12
Name:
Chart: Wilcom
Stitches: 3,553
Thread used: 70.76ft




Stop #: 2
Code: 10
Name:
Chart: Wilcom
Stitches: 1,073
Thread used: 17.46ft




Stop #: 3
Code: 41
Name:
Chart: Wilcom
Stitches: 252
Thread used: 2.92ft




Stop #: 4
Code: 55
Name:
Chart: Wilcom
Stitches: 152
Thread used: 1.84ft




Stop #: 5
Code: 2
Name:
Chart: Wilcom
Stitches: 145
Thread used: 1.75ft




Stop #: 6
Code: 34
Name:
Chart: Wilcom
Stitches: 2,296
Thread used: 43.37ft



Stop #: 7
Code: 6
Name:
Chart: Wilcom
Stitches: 823
Thread used: 14.56ft



Stop #: 8
Code: 33
Name:
Chart: Wilcom
Stitches: 985
Thread used: 15.51ft



Stop #: 9
Code: 13
Name:
Chart: Wilcom
Stitches: 599
Thread used: 10.36ft