

Michaels®

Embroidery Design
Sewing Information

Production Worksheet

Wilcom TrueSizer



Design: **Long Witch Hat**


Title: **Long Witch Hat**

Stitches: 6,098
 Height: 1.96 in
 Width: 3.82 in
 Colors: 5
 Colorway: Colorway 1
 Zoom: 1:1

Machine format: Tajima
 Color changes: 5
 Stops: 6
 Trims: 15
 Auto fabric: Pure Cotton
 Required stabilizer: Topping:
 Backing: Tear Away x 2
 Appliqués: 0
 Left: 48.5 mm
 Right: 48.5 mm
 Up: 24.9 mm
 Down: 24.9 mm
 EndX: 0.00 in
 EndY: 0.00 in
 Area: 7.48 in²
 Max stitch: 10.2 mm
 Min stitch: 0.4 mm
 Max jump: 6.8 mm
 Total thread: 117.60ft
 Total bobbin: 44.81ft

Stop Sequence:

#	#	Color	St.	Code	Name	Chart
1.	1	■	910	1	Blue	Wilcom
2.	8	■	3,905	8	Purple	Wilcom
3.	6	■	409	6	Brick Red	Wilcom
4.	42	■	163	42	Pale Yellow	Wilcom
5.	16	■	196	16	Pastel Blue	Wilcom
6.	1	■	513	1	Blue	Wilcom



Color Film


Wilcom TrueSizer




Design: **Long Witch Hat**

Title: **Long Witch Hat**


Stitches: 6,098
Height: 1.96 in
Width: 3.82 in
Colors: 5
Colorway: Colorway 1
Zoom: 0.49




Stop #: 1
Code: 1
Name: Blue
Chart: Wilcom
Stitches: 910
Thread used: 17.04ft




Stop #: 2
Code: 8
Name: Purple
Chart: Wilcom
Stitches: 3,905
Thread used: 78.80ft



Stop #: 3
Code: 6
Name: Brick Red
Chart: Wilcom
Stitches: 409
Thread used: 7.48ft



Stop #: 4
Code: 42
Name: Pale Yellow
Chart: Wilcom
Stitches: 163
Thread used: 2.31ft



Stop #: 5
Code: 16
Name: Pastel Blue
Chart: Wilcom
Stitches: 196
Thread used: 3.21ft



Stop #: 6
Code: 1
Name: Blue
Chart: Wilcom
Stitches: 513
Thread used: 6.79ft