

Michaels[®]

**Embroidery Design
Sewing Information**

Production Worksheet

Wilcom TrueSizer

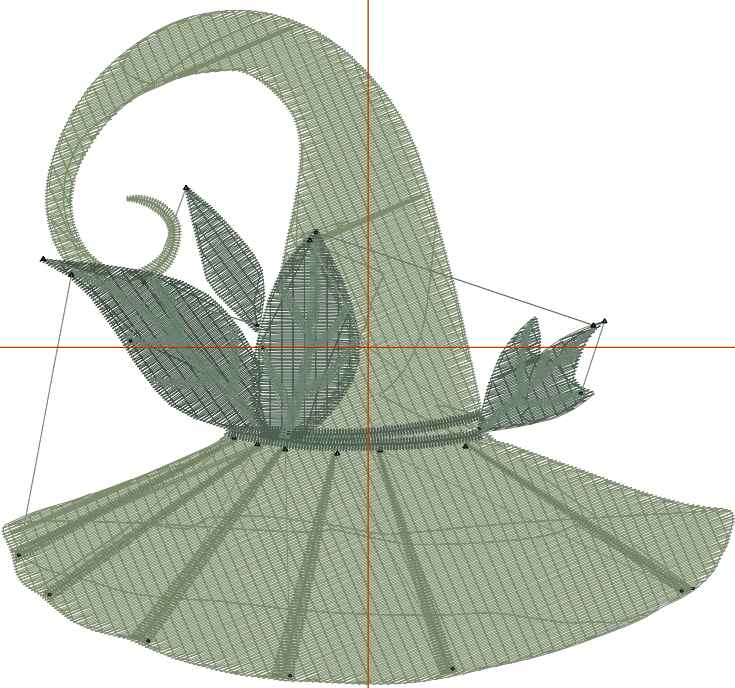


Stitches: 11,502
 Height: 3.51 in
 Width: 3.82 in
 Colors: 5
 Colorway: Colorway 1
 Zoom: 1:1

Design: **Witch Hat with Leaves**

Title: **Witch Hat with Leaves**

Machine format: Tajima
 Color changes: 8
 Stops: 9
 Trims: 14
 Auto fabric: Pure Cotton
 Required stabilizer: Topping:
 Backing: Tear Away
 x 2
 Appliqués: 0
 Left: 48.5 mm
 Right: 48.5 mm
 Up: 44.6 mm
 Down: 44.6 mm
 EndX: 0.00 in
 EndY: 0.00 in
 Area: 13.39 in²
 Max stitch: 11.2 mm
 Min stitch: 0.3 mm
 Max jump: 6.8 mm
 Total thread: 218.09ft
 Total bobbin: 82.76ft



Stop Sequence:

#	#	Color	St.	Code	Name	Chart
1.	5	■	6,609	5	Wilcom	
2.	3	■	736	3	Wilcom	
3.	1	■	290	1	Wilcom	
4.	2	■	428	2	Wilcom	
5.	4	■	1,321	4	Wilcom	
6.	1	■	356	1	Wilcom	
7.	2	■	325	2	Wilcom	
8.	1	■	1,015	1	Wilcom	
9.	2	■	420	2	Wilcom	

Color Film

Wilcom TrueSizer




Stitches: 11,502
Height: 3.51 in
Width: 3.82 in
Colors: 5
Colorway: Colorway 1
Zoom: 0.49

Design: **Witch Hat with Leaves**


Title: **Witch Hat with Leaves**




Stop #: 1
Code: 5
Name:
Chart: Wilcom
Stitches: 6,609
Thread used: 141.36ft




Stop #: 2
Code: 3
Name:
Chart: Wilcom
Stitches: 736
Thread used: 13.58ft




Stop #: 3
Code: 1
Name:
Chart: Wilcom
Stitches: 290
Thread used: 4.48ft




Stop #: 4
Code: 2
Name:
Chart: Wilcom
Stitches: 428
Thread used: 5.62ft




Stop #: 5
Code: 4
Name:
Chart: Wilcom
Stitches: 1,321
Thread used: 17.39ft




Stop #: 6
Code: 1
Name:
Chart: Wilcom
Stitches: 356
Thread used: 6.38ft



Stop #: 7
Code: 2
Name:
Chart: Wilcom
Stitches: 325
Thread used: 3.86ft



Stop #: 8
Code: 1
Name:
Chart: Wilcom
Stitches: 1,015
Thread used: 17.07ft



Stop #: 9
Code: 2
Name:
Chart: Wilcom
Stitches: 420
Thread used: 5.41ft