

Michaels®

Embroidery Design
Sewing Information

Production Worksheet

Wilcom TrueSizer



Stitches: 10,039
 Height: 3.80 in
 Width: 2.48 in
 Colors: 5
 Colorway: Colorway 1
 Zoom: 1:1

Design: **Red Monster with Santa**
 Title: **Red Monster with Santa**

Machine format: Tajima
 Color changes: 8
 Stops: 9
 Trims: 26
 Auto fabric: Pure Cotton
 Required stabilizer: Topping:
 Backing: Tear Away x 2
 Appliqués: 0
 Left: 31.5 mm
 Right: 31.5 mm
 Up: 48.3 mm
 Down: 48.3 mm
 EndX: 0.00 in
 EndY: 0.00 in
 Area: 9.43 in²
 Max stitch: 10.7 mm
 Min stitch: 0.3 mm
 Max jump: 7.0 mm
 Total thread: 189.84ft
 Total bobbin: 71.71ft



Stop Sequence:

#	#	Color	St.	Code	Name	Chart
1.	7	■	343	7	Magenta	Wilcom
2.	54	■	5,701	54	Neon Red	Wilcom
3.	43	■	179	43	Brown	Wilcom
4.	7	■	606	7	Magenta	Wilcom
5.	43	■	482	43	Brown	Wilcom
6.	15	□	695	15	White	Wilcom
7.	10	■	709	10	Pink	Wilcom
8.	43	■	607	43	Brown	Wilcom
9.	10	■	715	10	Pink	Wilcom


Color Film

Wilcom TrueSizer




Design: **Red Monster with Santa**
Title: **Red Monster with Santa**


Stitches: 10,039
Height: 3.80 in
Width: 2.48 in
Colors: 5
Colorway: Colorway 1
Zoom: 0.49



Stop #: 1
Code: 7
Name: Magenta
Chart: Wilcom
Stitches: 343
Thread used: 5.38ft




Stop #: 2
Code: 54
Name: Neon Red
Chart: Wilcom
Stitches: 5,701
Thread used: 115.53ft




Stop #: 3
Code: 43
Name: Brown
Chart: Wilcom
Stitches: 179
Thread used: 2.09ft



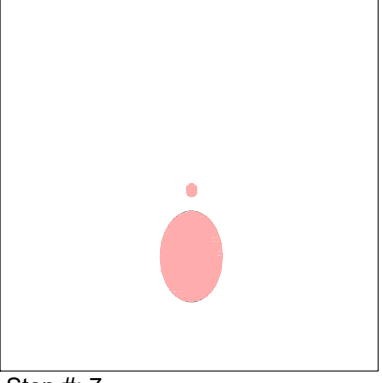
Stop #: 4
Code: 7
Name: Magenta
Chart: Wilcom
Stitches: 606
Thread used: 7.69ft




Stop #: 5
Code: 43
Name: Brown
Chart: Wilcom
Stitches: 482
Thread used: 8.02ft




Stop #: 6
Code: 15
Name: White
Chart: Wilcom
Stitches: 695
Thread used: 9.63ft



Stop #: 7
Code: 10
Name: Pink
Chart: Wilcom
Stitches: 709
Thread used: 13.70ft



Stop #: 8
Code: 43
Name: Brown
Chart: Wilcom
Stitches: 607
Thread used: 11.23ft



Stop #: 9
Code: 10
Name: Pink
Chart: Wilcom
Stitches: 715
Thread used: 13.59ft