

Michaels[®]

**Embroidery Design
Sewing Information**

Production Worksheet

Wilcom TrueSizer




Stitches: 11,198
 Height: 3.80 in
 Width: 3.09 in
 Colors: 7
 Colorway: Colorway 1
 Zoom: 1:1

Design: **Chocolate Swirl Cupcake**

Title: **Chocolate Swirl Cupcake**

Machine format: Tajima
 Color changes: 7
 Stops: 8
 Trims: 14
 Auto fabric: Pure Cotton
 Required stabilizer: Topping:
 Backing: Tear Away x 2
 Appliqués: 0
 Left: 39.2 mm
 Right: 39.2 mm
 Up: 48.3 mm
 Down: 48.3 mm
 EndX: 0.00 in
 EndY: 0.00 in
 Area: 11.74 in²
 Max stitch: 8.9 mm
 Min stitch: 0.3 mm
 Max jump: 6.9 mm
 Total thread: 239.74ft
 Total bobbin: 96.97ft



Stop Sequence:

#	#	Color	St.	Code	Name	Chart
1.	6	■	2,775	6	Brick Red	Wilcom
2.	50	■	5,491	50	Sand	Wilcom
3.	46	■	734	46	Autumn Orange	Wilcom
4.	15	□	1,057	15	White	Wilcom
5.	47	■	127	47	Light Orange	Wilcom
6.	42	■	397	42	Pale Yellow	Wilcom
7.	6	■	513	6	Brick Red	Wilcom
8.	44	■	102	44	Red Brown	Wilcom

Color Film


Wilcom TrueSizer



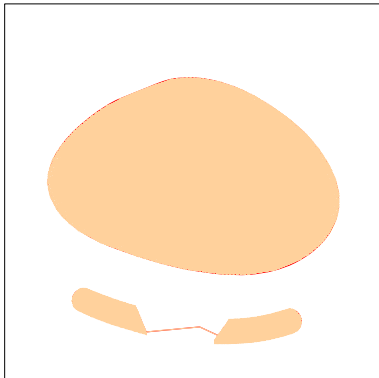
Design: **Chocolate Swirl Cupcake**

Title: **Chocolate Swirl Cupcake**


Stitches: 11,198
Height: 3.80 in
Width: 3.09 in
Colors: 7
Colorway: Colorway 1
Zoom: 0.49




Stop #: 1
Code: 6
Name: Brick Red
Chart: Wilcom
Stitches: 2,775
Thread used: 57.29ft




Stop #: 2
Code: 50
Name: Sand
Chart: Wilcom
Stitches: 5,491
Thread used: 127.09ft




Stop #: 3
Code: 46
Name: Autumn Orange
Chart: Wilcom
Stitches: 734
Thread used: 14.48ft




Stop #: 4
Code: 15
Name: White
Chart: Wilcom
Stitches: 1,057
Thread used: 13.12ft




Stop #: 5
Code: 47
Name: Light Orange
Chart: Wilcom
Stitches: 127
Thread used: 1.97ft



Stop #: 6
Code: 42
Name: Pale Yellow
Chart: Wilcom
Stitches: 397
Thread used: 10.96ft



Stop #: 7
Code: 6
Name: Brick Red
Chart: Wilcom
Stitches: 513
Thread used: 10.66ft



Stop #: 8
Code: 44
Name: Red Brown
Chart: Wilcom
Stitches: 102
Thread used: 1.54ft