

Michaels®

Embroidery Design  
Sewing Information

# Production Worksheet

Wilcom TrueSizer




Design: **Bunny Behind Fence**  
 Title: **Bunny Behind Fence**

Stitches: 15,986  
 Height: 3.81 in  
 Width: 3.21 in  
 Colors: 4  
 Colorway: Colorway 1  
 Zoom: 1:1

Machine format: Tajima  
 Color changes: 3  
 Stops: 4  
 Trims: 13  
 Auto fabric: Custom Fabric  
 Required stabilizer: Topping:  
 Backing: Tear Away x 2  
 Appliqués: 0  
 Left: 40.8 mm  
 Right: 40.7 mm  
 Up: 48.1 mm  
 Down: 48.7 mm  
 EndX: 0.00 in  
 EndY: 0.00 in  
 Area: 12.23 in<sup>2</sup>  
 Max stitch: 6.9 mm  
 Min stitch: 0.3 mm  
 Max jump: 6.9 mm  
 Total thread: 327.31ft  
 Total bobbin: 131.02ft

Stop Sequence:

#	#	Color	St.	Code	Name	Chart
1.	31		3,373	Light Pink	PMS 210	Madeira Classic 1321
2.	34		5,336	Light Gray	PMS 429	Madeira Classic 1011
3.	14		5,629	Brown	PMS 4635	Madeira Classic 1258
4.	15		1,646	Mid Brown	PMS 729	Madeira Classic 1126



# Color Film


Wilcom TrueSizer




Design: **Bunny Behind Fence**

Title: **Bunny Behind Fence**


Stitches: 15,986  
Height: 3.81 in  
Width: 3.21 in  
Colors: 4  
Colorway: Colorway 1  
Zoom: 0.49



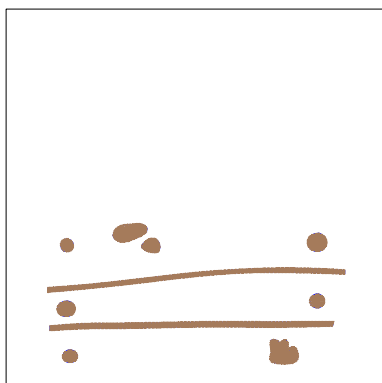
Stop #: 1  
Code: Light Pink  
Name: PMS 210  
Chart: Madeira Classic 1321  
Stitches: 3,373  
Thread used: 70.50ft



Stop #: 2  
Code: Light Gray  
Name: PMS 429  
Chart: Madeira Classic 1011  
Stitches: 5,336  
Thread used: 103.32ft



Stop #: 3  
Code: Brown  
Name: PMS 4635  
Chart: Madeira Classic 1258  
Stitches: 5,629  
Thread used: 128.08ft



Stop #: 4  
Code: Mid Brown  
Name: PMS 729  
Chart: Madeira Classic 1126  
Stitches: 1,646  
Thread used: 24.09ft