

Michaels®

Embroidery Design  
Sewing Information

# Production Worksheet

Wilcom TrueSizer



Design: **Chick Hatching**


Title: **Chick Hatching**

Stitches: 10,865  
 Height: 3.81 in  
 Width: 2.89 in  
 Colors: 4  
 Colorway: Colorway 1  
 Zoom: 1:1

Machine format: Tajima  
 Color changes: 3  
 Stops: 4  
 Trims: 9  
 Auto fabric: Custom Fabric  
 Required stabilizer: Topping:  
 Backing: Tear Away x 2  
 Appliqués: 0  
 Left: 36.8 mm  
 Right: 36.6 mm  
 Up: 48.0 mm  
 Down: 48.8 mm  
 EndX: 0.00 in  
 EndY: 0.00 in  
 Area: 11.02 in<sup>2</sup>  
 Max stitch: 7.0 mm  
 Min stitch: 0.3 mm  
 Max jump: 7.0 mm  
 Total thread: 223.52ft  
 Total bobbin: 89.43ft

Stop Sequence:

#	#	Color	St.	Code Name	Chart
1.	18		2,598	Yellow PMS 116	Madeira Classic 1125
2.	26		5,251	Light sea green PMS 3255	Madeira Classic 1299
3.	20		2,946	Light Yellow PMS 114	Madeira Classic 1135
4.	12		68	Black	Madeira Classic 1000



# Color Film


Wilcom TrueSizer




Design: **Chick Hatching**

Title: **Chick Hatching**


Stitches: 10,865  
Height: 3.81 in  
Width: 2.89 in  
Colors: 4  
Colorway: Colorway 1  
Zoom: 0.49




Stop #: 1  
Code: Yellow  
Name: PMS 116  
Chart: Madeira Classic 1125  
Stitches: 2,598  
Thread used: 54.54ft



Stop #: 2  
Code: Light sea green  
Name: PMS 3255  
Chart: Madeira Classic 1299  
Stitches: 5,251  
Thread used: 111.18ft



Stop #: 3  
Code: Light Yellow  
Name: PMS 114  
Chart: Madeira Classic 1135  
Stitches: 2,946  
Thread used: 55.60ft



Stop #: 4  
Code: Black  
Name:  
Chart: Madeira Classic 1000  
Stitches: 68  
Thread used: 0.89ft