

Michaels®

Embroidery Design  
Sewing Information

# Production Worksheet

Wilcom TrueSizer



Design: **Cute Hatching Chick**


Title: **Cute Hatching Chick**

Stitches: 12,699  
Height: 3.81 in  
Width: 3.42 in  
Colors: 4  
Colorway: Colorway 1  
Zoom: 1:1

Machine format: Tajima  
Color changes: 3  
Stops: 4  
Trims: 13  
Auto fabric: Pure Cotton  
Required stabilizer: Topping:  
Backing: Tear Away  
x 2  
Appliqués: 0  
Left: 43.4 mm  
Right: 43.4 mm  
Up: 48.4 mm  
Down: 48.4 mm  
EndX: 0.00 in  
EndY: 0.00 in  
Area: 13.03 in<sup>2</sup>  
Max stitch: 11.8 mm  
Min stitch: 0.3 mm  
Max jump: 7.0 mm  
Total thread: 271.97ft  
Total bobbin: 111.01ft

Stop Sequence:

#	#	Color	St.	Code	Name	Chart
1.	4		4,785	34		Wilcom
2.	3		150	19		Wilcom
3.	1		5,548	7		Wilcom
4.	2		2,214	9		Wilcom



# Color Film

Wilcom TrueSizer




Design: **Cute Hatching Chick**

Title: **Cute Hatching Chick**


Stitches: 12,699  
Height: 3.81 in  
Width: 3.42 in  
Colors: 4  
Colorway: Colorway 1  
Zoom: 0.49



Stop #: 1  
Code: 34  
Name:  
Chart: Wilcom  
Stitches: 4,785  
Thread used: 101.18ft



Stop #: 2  
Code: 19  
Name:  
Chart: Wilcom  
Stitches: 150  
Thread used: 2.17ft



Stop #: 3  
Code: 7  
Name:  
Chart: Wilcom  
Stitches: 5,548  
Thread used: 122.00ft



Stop #: 4  
Code: 9  
Name:  
Chart: Wilcom  
Stitches: 2,214  
Thread used: 45.32ft