

Michaels®

Embroidery Design  
Sewing Information

# Production Worksheet

Wilcom TrueSizer



Design: **Champagne bottle**

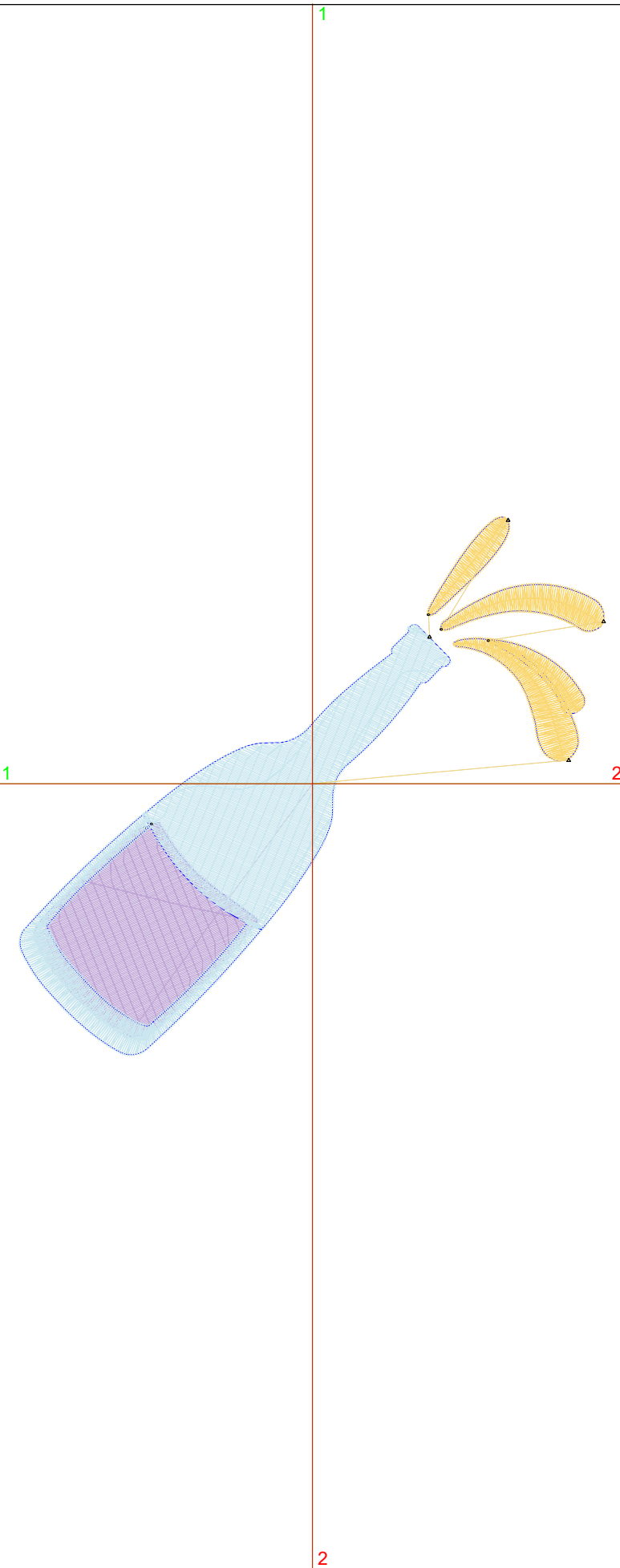
Title: **Champagne bottle**

Stitches: 5,536  
 Height: 3.50 in  
 Width: 3.80 in  
 Colors: 3  
 Colorway: Colorway 1  
 Zoom: 1:1

Machine format: Tajima  
 Color changes: 2  
 Stops: 3  
 Trims: 5  
 Auto fabric: Custom Fabric  
 Required stabilizer: Topping:  
 Backing: Tear Away x 2  
 Appliqués: 0  
 Left: 48.4 mm  
 Right: 48.2 mm  
 Up: 44.0 mm  
 Down: 44.9 mm  
 EndX: 0.00 in  
 EndY: 0.00 in  
 Area: 13.32 in<sup>2</sup>  
 Max stitch: 6.9 mm  
 Min stitch: 0.4 mm  
 Max jump: 6.9 mm  
 Total thread: 103.37ft  
 Total bobbin: 39.15ft

Stop Sequence:

#	#	Color	St.	Code	Name	Chart
1.	31		1,337	Light Pink	PMS 210	Madeira Classic 1321
2.	26		2,800	Light sea green	PMS 3255	Madeira Classic 1299
3.	20		1,397	Light Yellow	PMS 114	Madeira Classic 1135



**Color Film**


Wilcom TrueSizer



Design: **Champagne bottle**

Title: **Champagne bottle**


Stitches: 5,536  
Height: 3.50 in  
Width: 3.80 in  
Colors: 3  
Colorway: Colorway 1  
Zoom: 0.49



Stop #: 1  
Code: Light Pink  
Name: PMS 210  
Chart: Madeira Classic 1321  
Stitches: 1,337  
Thread used: 28.70ft



Stop #: 2  
Code: Light sea green  
Name: PMS 3255  
Chart: Madeira Classic 1299  
Stitches: 2,800  
Thread used: 52.00ft



Stop #: 3  
Code: Light Yellow  
Name: PMS 114  
Chart: Madeira Classic 1135  
Stitches: 1,397  
Thread used: 21.68ft