

Michaels®

Embroidery Design  
Sewing Information

# Production Worksheet

Wilcom TrueSizer



Design: **Cute Duck**


Title: **Cute Duck**

Stitches: 5,665  
 Height: 3.81 in  
 Width: 2.63 in  
 Colors: 5  
 Colorway: Colorway 1  
 Zoom: 1:1

Machine format: Tajima  
 Color changes: 5  
 Stops: 6  
 Trims: 7  
 Auto fabric: Pure Cotton  
 Required stabilizer: Topping:  
 Backing: Tear Away x 2  
 Appliqués: 0  
 Left: 33.3 mm  
 Right: 33.3 mm  
 Up: 48.4 mm  
 Down: 48.4 mm  
 EndX: 0.00 in  
 EndY: 0.00 in  
 Area: 10.01 in<sup>2</sup>  
 Max stitch: 6.7 mm  
 Min stitch: 0.3 mm  
 Max jump: 6.7 mm  
 Total thread: 105.30ft  
 Total bobbin: 39.21ft

Stop Sequence:

#	#	Color	St.	Code	Name	Chart
1.	4	Yellow	834	4	Yellow	Wilcom
2.	53	Faded Pink	2,662	53	Faded Pink	Wilcom
3.	10	Pink	465	10	Pink	Wilcom
4.	7	Magenta	856	7	Magenta	Wilcom
5.	10	Pink	785	10	Pink	Wilcom
6.	13	Black	61	13	Black	Wilcom



**Color Film**


Wilcom TrueSizer




Design: **Cute Duck**

Title: **Cute Duck**


Stitches: 5,665  
Height: 3.81 in  
Width: 2.63 in  
Colors: 5  
Colorway: Colorway 1  
Zoom: 0.49




Stop #: 1  
Code: 4  
Name: Yellow  
Chart: Wilcom  
Stitches: 834  
Thread used: 12.32ft




Stop #: 2  
Code: 53  
Name: Faded Pink  
Chart: Wilcom  
Stitches: 2,662  
Thread used: 52.40ft




Stop #: 3  
Code: 10  
Name: Pink  
Chart: Wilcom  
Stitches: 465  
Thread used: 8.77ft



Stop #: 4  
Code: 7  
Name: Magenta  
Chart: Wilcom  
Stitches: 856  
Thread used: 14.70ft



Stop #: 5  
Code: 10  
Name: Pink  
Chart: Wilcom  
Stitches: 785  
Thread used: 14.50ft



Stop #: 6  
Code: 13  
Name: Black  
Chart: Wilcom  
Stitches: 61  
Thread used: 0.64ft