

Michaels®

Embroidery Design
Sewing Information

Production Worksheet

Wilcom TrueSizer




Design: **Cute Otter**

Title: **Cute Otter**

Stitches: 11,203
 Height: 3.35 in
 Width: 3.81 in
 Colors: 5
 Colorway: Colorway 1
 Zoom: 1:1

Machine format: Tajima
 Color changes: 6
 Stops: 7
 Trims: 12
 Auto fabric: Pure Cotton
 Required stabilizer: Topping:
 Backing: Tear Away x 2
 Appliqués: 0
 Left: 48.4 mm
 Right: 48.4 mm
 Up: 42.6 mm
 Down: 42.6 mm
 EndX: 0.00 in
 EndY: 0.00 in
 Area: 12.79 in²
 Max stitch: 6.7 mm
 Min stitch: 0.3 mm
 Max jump: 6.7 mm
 Total thread: 229.18ft
 Total bobbin: 90.89ft



Stop Sequence:

#	#	Color	St.	Code	Name	Chart
1.	3		5,480	10	Pink	Wilcom
2.	1		336	4	Yellow	Wilcom
3.	4		136	13		Wilcom
4.	5		1,023	53	Faded Pink	Wilcom
5.	2		3,730	6	Brick Red	Wilcom
6.	4		451	13		Wilcom
7.	5		45	53	Faded Pink	Wilcom

Color Film

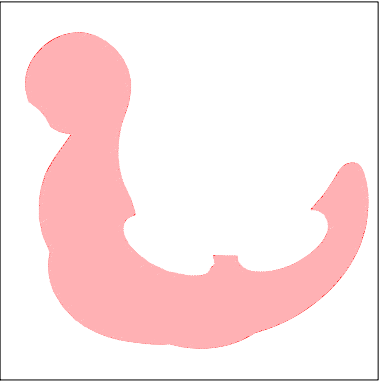
Wilcom TrueSizer




Design: **Cute Otter**

Title: **Cute Otter**


Stitches: 11,203
Height: 3.35 in
Width: 3.81 in
Colors: 5
Colorway: Colorway 1
Zoom: 0.49




Stop #: 1
Code: 10
Name: Pink
Chart: Wilcom
Stitches: 5,480
Thread used: 117.50ft




Stop #: 2
Code: 4
Name: Yellow
Chart: Wilcom
Stitches: 336
Thread used: 5.99ft




Stop #: 3
Code: 13
Name:
Chart: Wilcom
Stitches: 136
Thread used: 1.52ft




Stop #: 4
Code: 53
Name: Faded Pink
Chart: Wilcom
Stitches: 1,023
Thread used: 18.66ft



Stop #: 5
Code: 6
Name: Brick Red
Chart: Wilcom
Stitches: 3,730
Thread used: 76.26ft



Stop #: 6
Code: 13
Name:
Chart: Wilcom
Stitches: 451
Thread used: 6.45ft



Stop #: 7
Code: 53
Name: Faded Pink
Chart: Wilcom
Stitches: 45
Thread used: 0.50ft