

Michaels®

Embroidery Design  
Sewing Information

# Production Worksheet

Wilcom TrueSizer



Design: **Red Hair Fairy**


Title: **Red Hair Fairy**

Stitches: 6,996  
 Height: 3.80 in  
 Width: 2.82 in  
 Colors: 4  
 Colorway: Colorway 1  
 Zoom: 1:1

Machine format: Tajima  
 Color changes: 3  
 Stops: 4  
 Trims: 10  
 Auto fabric: Pure Cotton  
 Required stabilizer: Topping:  
 Backing: Tear Away x 2  
 Appliqués: 0  
 Left: 35.8 mm  
 Right: 35.8 mm  
 Up: 48.2 mm  
 Down: 48.2 mm  
 EndX: 0.00 in  
 EndY: 0.00 in  
 Area: 10.70 in<sup>2</sup>  
 Max stitch: 9.7 mm  
 Min stitch: 0.3 mm  
 Max jump: 7.0 mm  
 Total thread: 125.08ft  
 Total bobbin: 46.14ft

Stop Sequence:

#	#	Color	St.	Code	Name	Chart
1.	42		2,477	42	Pale Yellow	Wilcom
2.	50		2,182	50	Sand	Wilcom
3.	5		1,400	5	Red	Wilcom
4.	6		935	6	Brick Red	Wilcom



# Color Film


Wilcom TrueSizer




Design: **Red Hair Fairy**

Title: **Red Hair Fairy**


Stitches: 6,996  
Height: 3.80 in  
Width: 2.82 in  
Colors: 4  
Colorway: Colorway 1  
Zoom: 0.49




Stop #: 1  
Code: 42  
Name: Pale Yellow  
Chart: Wilcom  
Stitches: 2,477  
Thread used: 46.13ft



Stop #: 2  
Code: 50  
Name: Sand  
Chart: Wilcom  
Stitches: 2,182  
Thread used: 33.68ft



Stop #: 3  
Code: 5  
Name: Red  
Chart: Wilcom  
Stitches: 1,400  
Thread used: 28.83ft



Stop #: 4  
Code: 6  
Name: Brick Red  
Chart: Wilcom  
Stitches: 935  
Thread used: 15.12ft